

Rao Bahadur Y Mahabaleswarappa Engineering College, Ballari

Feedback Analysis for the Academic Year 2020-21(ODD)

Department of Computer Science and Engineering

General Feedback Report

SEM: 3


SECTION: A

SCHEME: 2018

TOTAL NO OF STUDENTS: 69

Parameters	RATING
1.Interaction with the Principal	7.05
2.Interaction with HODs	7.72
3.Response at the Reception	7.33
4.Good support/interaction from Office	7.56
5.Availability of Staff in working Hours	7.91
6.Extra Curricular Activities	6.98
7.Discipline in Campus	7.47
8.Internet Facility at Internet Centre	6.53
9.House Keeping ? College Campus	7.88
10.Drinking Water Facility	6.95
11.Washroom facilities and maintenance	6.37
12.Sports Activities	6.40
13.Mentor-Mentee System.	7.98
14.Are you happy with the food served in the present canteen?	6.63
15.How does NSS, Red Cross, Lead & Other Activities are conducted in our College.	7.23
Overall Rating	7.20
Performance	Good

Poor: 1 to 3	
Average: 3.01 to 7	
Good: 7.01 to 9	
Excellent: 9.01 to 10	
No of Students Given Feedback	43



Feedback Coordinator

Dr. B. Sreepathi



Principal

Dr. T. Hanumantha Reddy

Rao Bahadur Y Mahabaleswarappa Engineering College, Ballari

Feedback Analysis for the Academic Year 2020-21(ODD)

Department of Computer Science and Engineering

General Feedback Report

SEM: 3

SECTION: B

SCHEME: 2018

TOTAL NO OF STUDENTS: 70

Parameters	RATING
1.Interaction with the Principal	7.02
2.Interaction with HODs	7.96
3.Response at the Reception	7.10
4.Good support/interaction from Office	7.31
5.Availability of Staff in working Hours	7.96
6.Extra Curricular Activities	6.21
7.Discipline in Campus	7.94
8.Internet Facility at Internet Centre	6.08
9.House Keeping ? College Campus	7.23
10.Drinking Water Facility	5.96
11.Washroom facilities and maintenance	5.44
12.Sports Activities	5.58
13.Mentor-Mentee System.	8.17
14.Are you happy with the food served in the present canteen?	6.13
15.How does NSS, Red Cross, Lead & Other Activities are conducted in our College.	6.08
Overall Rating	6.81
Performance	Average

Poor: 1 to 3	
Average: 3.01 to 7	
Good: 7.01 to 9	
Excellent: 9.01 to 10	
No of Students Given Feedback	52



Feedback Coordinator

Dr. B. Sreepathi



Principal

Dr. T. Hanumantha Reddy

Rao Bahadur Y Mahabaleswarappa Engineering College, Ballari

Feedback Analysis for the Academic Year 2020-21(ODD)

Department of Computer Science and Engineering

General Feedback Report

SEM: 3

SECTION: C

SCHEME: 2018

TOTAL NO OF STUDENTS: 72

Parameters	RATING
1.Interaction with the Principal	7.08
2.Interaction with HODs	8.00
3.Response at the Reception	6.80
4.Good support/interaction from Office	6.88
5.Availability of Staff in working Hours	7.46
6.Extra Curricular Activities	5.94
7.Discipline in Campus	7.06
8.Internet Facility at Internet Centre	5.98
9.House Keeping ? College Campus	6.86
10.Drinking Water Facility	5.60
11.Washroom facilities and maintenance	5.54
12.Sports Activities	6.02
13.Mentor-Mentee System.	7.72
14.Are you happy with the food served in the present canteen?	6.32
15.How does NSS, Red Cross, Lead & Other Activities are conducted in our College.	6.10
Overall Rating	6.62
Performance	Average

Poor: 1 to 3	
Average: 3.01 to 7	
Good: 7.01 to 9	
Excellent: 9.01 to 10	
No of Students Given Feedback	50



Feedback Coordinator

Dr. B. Sreepathi



Principal

Dr. T. Hanumantha Reddy

Rao Bahadur Y Mahabaleswarappa Engineering College, Ballari
Feedback Analysis for the Academic Year 2020-21(ODD)

Computer Science and Engineering

General Feedback Report

SEM: 5

SECTION: A

SCHEME: 2018

TOTAL NO OF STUDENTS: 48

Parameters	RATING
1.Interaction with the Principal	7.27
2.Interaction with HODs	7.80
3.Response at the Reception	7.30
4.Good support/interaction from Office	7.73
5.Availability of Staff in working Hours	7.75
6.Extra Curricular Activities	7.00
7.Discipline in Campus	7.27
8.Internet Facility at Internet Centre	6.75
9.House Keeping ? College Campus	7.50
10.Drinking Water Facility	7.18
11.Washroom facilities and maintenance	6.68
12.Sports Activities	6.84
13.Mentor-Mentee System.	7.55
14.Are you happy with the food served in the present canteen?	6.91
15.How does NSS, Red Cross, Lead & Other Activities are conducted in our College.	6.70
Overall Rating	7.22
Performance	Good

Poor: 1 to 3	
Average: 3.01 to 7	
Good: 7.01 to 9	
Excellent: 9.01 to 10	
No of Students Given Feedback	44


Feedback Coordinator

Dr. B. Sreepathi


Principal

Dr. T. Hanumantha Reddy

Rao Bahadur Y Mahabaleswarappa Engineering College, Ballari

Feedback Analysis for the Academic Year 2020-21(ODD)

Computer Science and Engineering

General Feedback Report

SEM: 5


SECTION: B

SCHEME: 2018

TOTAL NO OF STUDENTS: 50


Parameters	RATING
1.Interaction with the Principal	7.16
2.Interaction with HODs	8.32
3.Response at the Reception	6.92
4.Good support/interaction from Office	6.64
5.Availability of Staff in working Hours	7.48
6.Extra Curricular Activities	6.96
7.Discipline in Campus	7.60
8.Internet Facility at Internet Centre	6.24
9.House Keeping ? College Campus	7.32
10.Drinking Water Facility	6.24
11.Washroom facilities and maintenance	6.08
12.Sports Activities	6.80
13.Mentor-Mentee System.	7.36
14.Are you happy with the food served in the present canteen?	6.76
15.How does NSS, Red Cross, Lead & Other Activities are conducted in our College.	6.48
Overall Rating	6.96
Performance	Average

Poor: 1 to 3	
Average: 3.01 to 7	
Good: 7.01 to 9	
Excellent: 9.01 to 10	
No of Students Given Feedback	25



Feedback Coordinator

Dr. B. Sreepathi



Principal

Dr. T. Hanumantha Reddy

Rao Bahadur Y Mahabaleswarappa Engineering College, Ballari
Feedback Analysis for the Academic Year 2020-21(ODD)

Computer Science and Engineering

General Feedback Report

SEM: 5

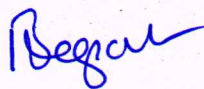
SECTION: C

SCHEME: 2018

TOTAL NO OF STUDENTS: 57

Parameters	RATING
1.Interaction with the Principal	6.36
2.Interaction with HODs	6.61
3.Response at the Reception	5.79
4.Good support/interaction from Office	5.93
5.Availability of Staff in working Hours	7.07
6.Extra Curricular Activities	5.79
7.Discipline in Campus	6.61
8.Internet Facility at Internet Centre	5.75
9.House Keeping ? College Campus	6.75
10.Drinking Water Facility	5.79
11.Washroom facilities and maintenance	5.86
12.Sports Activities	6.14
13.Mentor-Mentee System.	6.46
14.Are you happy with the food served in the present canteen?	6.11
15.How does NSS, Red Cross, Lead & Other Activities are conducted in our College.	6.39
Overall Rating	6.23
Performance	Average

Poor: 1 to 3	
Average: 3.01 to 7	
Good: 7.01 to 9	
Excellent: 9.01 to 10	
No of Students Given Feedback	28



Feedback Coordinator

Dr. B. Sreepathi



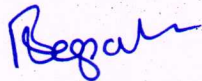
Principal

Dr. T. Hanumantha Reddy

Rao Bahadur Y Mahabaleswarappa Engineering College, Ballari**Feedback Analysis for the Academic Year 2020-21(ODD)****Department of Computer Science and Engineering****General Feedback Report****SEM: 7****SECTION: A****SCHEME: 2017/2015****TOTAL NO OF STUDENTS: 56**

Parameters	RATING
1.Interaction with the Principal	8.07
2.Interaction with HODs	8.41
3.Response at the Reception	7.63
4.Good support/interaction from Office	7.81
5.Availability of Staff in working Hours	8.44
6.Extra Curricular Activities	7.56
7.Discipline in Campus	8.04
8.Internet Facility at Internet Centre	7.33
9.House Keeping ? College Campus	7.74
10.Drinking Water Facility	7.74
11.Washroom facilities and maintenance	7.44
12.Sports Activities	7.85
13.Mentor-Mentee System.	8.67
14.Are you happy with the food served in the present canteen?	7.00
15.How does NSS, Red Cross, Lead & Other Activities are conducted in our College.	7.67
Overall Rating	7.83
Performance	Good

Poor: 1 to 3	
Average: 3.01 to 7	
Good: 7.01 to 9	
Excellent: 9.01 to 10	
No of Students Given Feedback	27



Feedback Coordinator

Dr. B. Sreepathi



Principal

Dr. T. Hanumantha Reddy